

Compute each of the following Integrals.

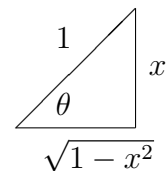
$$\begin{aligned}
 1. \int x \arcsin x \, dx &= \frac{x^2}{2} \arcsin x - \frac{1}{2} \int \frac{x^2}{\sqrt{1-x^2}} \, dx \\
 &= \frac{x^2}{2} \arcsin x - \frac{1}{2} \int \frac{\sin^2 \theta}{\sqrt{1-\sin^2 \theta}} \cdot \cos \theta \, d\theta \\
 &= \frac{x^2}{2} \arcsin x - \frac{1}{2} \int \frac{\sin^2 \theta}{\sqrt{\cos^2 \theta}} \cdot \cos \theta \, d\theta \\
 &= \frac{x^2}{2} \arcsin x - \frac{1}{2} \int \frac{\sin^2 \theta}{\cos \theta} \cdot \cos \theta \, d\theta \\
 &= \frac{x^2}{2} \arcsin x - \frac{1}{2} \int \sin^2 \theta \, d\theta \\
 &= \frac{x^2}{2} \arcsin x - \frac{1}{2} \int \frac{1 - \cos(2\theta)}{2} \, d\theta \\
 &= \frac{x^2}{2} \arcsin x - \frac{1}{4} \int 1 - \cos(2\theta) \, d\theta \\
 &= \frac{x^2}{2} \arcsin x - \frac{1}{4} \left[ \theta - \frac{\sin(2\theta)}{2} \right] + C \\
 &= \frac{x^2}{2} \arcsin x - \frac{1}{4} \theta + \frac{1}{8} \sin(2\theta) + C \\
 &= \frac{x^2}{2} \arcsin x - \frac{1}{4} \theta + \frac{1}{8} \cdot 2 \sin \theta \cos \theta + C \\
 &= \boxed{\frac{x^2}{2} \arcsin x - \frac{1}{4} \arcsin x + \frac{1}{4} x \sqrt{1-x^2} + C}
 \end{aligned}$$

I.B.P.

$$\begin{array}{l}
 u = \arcsin x \quad dv = x \, dx \\
 du = \frac{1}{\sqrt{1-x^2}} \, dx \quad v = \frac{x^2}{2}
 \end{array}$$

Trig Sub

$$\begin{array}{l}
 x = \sin \theta \\
 dx = \cos \theta \, d\theta
 \end{array}$$



$$\begin{aligned}
2. \int_0^{\frac{\pi}{2}} \frac{\cos x}{[1 + \sin^2 x]^{\frac{7}{2}}} dx &= \int_0^1 \frac{1}{[1 + u^2]^{\frac{7}{2}}} du = \int_{u=0}^{u=1} \frac{1}{[1 + \tan^2 \theta]^{\frac{7}{2}}} \sec^2 \theta d\theta \\
&= \int_{u=0}^{u=1} \frac{1}{[\sec^2 \theta]^{\frac{7}{2}}} \sec^2 \theta d\theta \\
&= \int_{u=0}^{u=1} \frac{1}{(\sqrt{\sec^2 \theta})^7} \sec^2 \theta d\theta = \int_{u=0}^{u=1} \frac{1}{\sec^7 \theta} \sec^2 \theta d\theta \\
&= \int_{u=0}^{u=1} \frac{1}{\sec^5 \theta} d\theta = \int_{u=0}^{u=1} \cos^5 \theta d\theta \\
&= \int_{u=0}^{u=1} \cos^4 \theta \cos \theta d\theta = \int_{u=0}^{u=1} (\cos^2 \theta)^2 \cos \theta d\theta \\
&= \int_{u=0}^{u=1} (1 - \sin^2 \theta)^2 \cos \theta d\theta \\
&= \int_{u=0}^{u=1} (1 - w^2)^2 dw = \int_{u=0}^{u=1} 1 - 2w^2 + w^4 dw \\
&= w - \frac{2w^3}{3} + \frac{w^5}{5} \Big|_{u=0}^{u=1} = \sin \theta - \frac{2 \sin^3 \theta}{3} + \frac{\sin^5 \theta}{5} \Big|_{u=0}^{u=1} \\
&= \frac{u}{\sqrt{u^2 + 1}} - \frac{2}{3} \left( \frac{u}{\sqrt{u^2 + 1}} \right)^3 + \frac{1}{5} \left( \frac{u}{\sqrt{u^2 + 1}} \right)^5 \Big|_{u=0}^{u=1} \\
&= \frac{1}{\sqrt{2}} - \frac{2}{3} \left( \frac{1}{\sqrt{2}} \right)^3 + \frac{1}{5} \left( \frac{1}{\sqrt{2}} \right)^5 - (0 - 0 + 0) \\
&= \frac{1}{\sqrt{2}} - \frac{2}{3} \left( \frac{1}{2\sqrt{2}} \right) + \frac{1}{5} \left( \frac{1}{4\sqrt{2}} \right) = \frac{1}{\sqrt{2}} - \frac{1}{3\sqrt{2}} + \frac{1}{20\sqrt{2}} \\
&= \frac{60}{60\sqrt{2}} - \frac{20}{60\sqrt{2}} + \frac{3}{60\sqrt{2}} = \boxed{\frac{43}{60\sqrt{2}}}
\end{aligned}$$

Standard  $u$  substitution to simplify at the start:

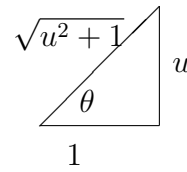
$$\begin{array}{l}
u = \sin x \\
du = \cos x dx
\end{array}$$

$$\begin{array}{l}
x = 0 \Rightarrow u = 0 \\
x = \frac{\pi}{2} \Rightarrow u = 1
\end{array}$$

Trig. Substitute

$$u = \tan \theta$$

$$du = \sec^2 \theta d\theta$$



Standard  $w$  substitution for *odd* trig. integral  $\int \cos^5 \theta d\theta$  technique:

$$w = \sin \theta$$

$$dw = \cos \theta d\theta$$

you can also change one more limit if you rather

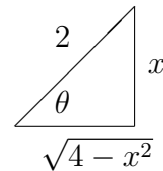
$$\dots = \int_0^{\frac{1}{\sqrt{2}}} (1 - w^2)^2 dw = \dots$$

$$\begin{aligned} 3. \int \frac{x^2}{\sqrt{4-x^2}} dx &= \int \frac{(2 \sin \theta)^2}{\sqrt{4-4 \sin^2 \theta}} 2 \cos \theta d\theta = \int \frac{4 \sin^2 \theta}{\sqrt{4(1-\sin^2 \theta)}} 2 \cos \theta d\theta \\ &= 4 \int \frac{\sin^2 \theta}{\sqrt{4} \sqrt{\cos^2 \theta}} 2 \cos \theta d\theta = 4 \int \frac{\sin^2 \theta}{2 \cos \theta} 2 \cos \theta d\theta \\ &= 4 \int \sin^2 \theta d\theta = 4 \int \frac{1 - \cos(2\theta)}{2} d\theta = \frac{4}{2} \int 1 - \cos(2\theta) d\theta \\ &= 2 \left( \theta - \frac{\sin(2\theta)}{2} \right) + C = 2 \left( \theta - \frac{2 \sin \theta \cos \theta}{2} \right) + C \\ &= 2 \left( \arcsin \left( \frac{x}{2} \right) - \left( \frac{x}{2} \right) \left( \frac{\sqrt{4-x^2}}{2} \right) \right) + C \end{aligned}$$

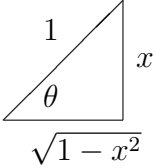
Trig. Substitute

$$x = 2 \sin \theta \Rightarrow \theta = \arcsin \left( \frac{x}{2} \right)$$

$$dx = 2 \cos \theta d\theta$$



$$\begin{aligned}
4. \int x^5 \sqrt{1-x^2} dx &= \int \sin^5 \theta \sqrt{1-\sin^2 \theta} \cos \theta d\theta \\
&= \int \sin^5 \theta \cos \theta \cos \theta d\theta = \int \sin^5 \theta \cos^2 \theta d\theta \\
&= \int \sin^4 \theta \cos^2 \theta \sin \theta d\theta = \int (\sin^2 \theta)^2 \cos^2 \theta \sin \theta d\theta \\
&= \int (1-\cos^2 \theta)^2 \cos^2 \theta \sin \theta d\theta \\
&= - \int (1-w^2)^2 w^2 dw \\
&= - \int (1-2w^2+w^4)w^2 dw \\
&= - \int w^2 - 2w^4 + w^6 dw \\
&= - \left( \frac{w^3}{3} - \frac{2w^5}{5} + \frac{w^7}{7} \right) + C \\
&= - \left( \frac{\cos^3 \theta}{3} - \frac{2\cos^5 \theta}{5} + \frac{\cos^7 \theta}{7} \right) + C \\
&= \boxed{- \left( \frac{(\sqrt{1-x^2})^3}{3} - \frac{2(\sqrt{1-x^2})^5}{5} + \frac{(\sqrt{1-x^2})^7}{7} \right) + C} \\
&\underline{\underline{\text{OR}}} \frac{(1-x^2)^{\frac{3}{2}}}{3} + \frac{2(1-x^2)^{\frac{5}{2}}}{5} - \frac{(1-x^2)^{\frac{7}{2}}}{7} + C
\end{aligned}$$

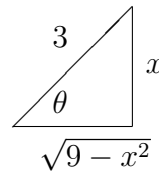
Trig. Substitute  $\boxed{\begin{matrix} x = \sin \theta \\ dx = \cos \theta d\theta \end{matrix}}$   Substitute  $\boxed{\begin{matrix} w = \cos \theta \\ dw = -\sin \theta d\theta \\ -dw = \sin \theta d\theta \end{matrix}}$

Note: You can also do an *inverted/reversed*  $u$ -substitution, but the problem required Trig Sub here.

$$\begin{aligned}
5. \int_{-3}^3 \sqrt{9-x^2} dx &= \int_{x=-3}^{x=3} \sqrt{9-9\sin^2\theta} 3\cos\theta d\theta = \int_{x=-3}^{x=3} \sqrt{9(1-\sin^2\theta)} 3\cos\theta d\theta \\
&= \int_{x=-3}^{x=3} \sqrt{9\cos^2\theta} 3\cos\theta d\theta = \int_{x=-3}^{x=3} 3\cos\theta \cdot 3\cos\theta d\theta \\
&= 9 \int_{x=-3}^{x=3} \cos^2\theta d\theta = 9 \int_{x=-3}^{x=3} \frac{1+\cos(2\theta)}{2} d\theta \\
&= \frac{9}{2} \int_{x=-3}^{x=3} 1+\cos(2\theta) d\theta = \frac{9}{2} \left( \theta + \frac{\sin(2\theta)}{2} \right) \Big|_{x=-3}^{x=3} \\
&= \frac{9}{2} \left( \theta + \frac{2\sin\theta\cos\theta}{2} \right) \Big|_{x=-3}^{x=3} \\
&= \frac{9}{2} \left( \arcsin\left(\frac{x}{3}\right) + \left(\frac{x}{3}\right) \left(\frac{\sqrt{9-x^2}}{3}\right) \right) \Big|_{-3}^3 \\
&= \frac{9}{2} [(\arcsin 1 + (1)(0)) - (\arcsin(-1) + (-1)(0))] \\
&= \frac{9}{2} \left[ \frac{\pi}{2} - \left(-\frac{\pi}{2}\right) \right] = \frac{9}{2} \left( \frac{\pi}{2} + \frac{\pi}{2} \right) = \boxed{\frac{9\pi}{2}}
\end{aligned}$$

Trig. Substitute

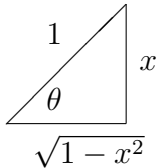
$$\begin{array}{|l}
x = 3 \sin \theta \\
dx = 3 \cos \theta d\theta
\end{array}$$



Note: if you want to *change* your Limits of Integration instead...

$$\begin{aligned}
\int_{-3}^3 \sqrt{9-x^2} dx &= \int_{-\frac{\pi}{2}}^{\frac{\pi}{2}} \sqrt{9-9\sin^2\theta} 3\cos\theta d\theta \dots = \frac{9}{2} (\theta + \sin\theta\cos\theta) \Big|_{-\frac{\pi}{2}}^{\frac{\pi}{2}} \\
&= \frac{9}{2} \left[ \left( \frac{\pi}{2} + \sin\left(\frac{\pi}{2}\right)\cos\left(\frac{\pi}{2}\right) \right) - \left( -\frac{\pi}{2} + \sin\left(-\frac{\pi}{2}\right)\cos\left(-\frac{\pi}{2}\right) \right) \right] \\
&= \frac{9\pi}{2}
\end{aligned}$$

$$\begin{aligned}
6. \int x^4 \arcsin x \, dx &= \frac{x^5}{5} \arcsin x - \frac{1}{5} \int \frac{x^5}{\sqrt{1-x^2}} \, dx \\
&= \frac{x^5}{5} \arcsin x - \frac{1}{5} \int \frac{\sin^5 \theta}{\sqrt{1-\sin^2 \theta}} \cos \theta \, d\theta \\
&= \frac{x^5}{5} \arcsin x - \frac{1}{5} \int \frac{\sin^5 \theta}{\sqrt{\cos^2 \theta}} \cos \theta \, d\theta \\
&= \frac{x^5}{5} \arcsin x - \frac{1}{5} \int \frac{\sin^5 \theta}{\cancel{\cos \theta}} \cancel{\cos \theta} \, d\theta \\
&= \frac{x^5}{5} \arcsin x - \frac{1}{5} \int \sin^5 \theta \, d\theta = \frac{x^5}{5} \arcsin x - \frac{1}{5} \int \sin^4 \theta \sin \theta \, d\theta \\
&= \frac{x^5}{5} \arcsin x - \frac{1}{5} \int (\sin^2 \theta)^2 \sin \theta \, d\theta \\
&= \frac{x^5}{5} \arcsin x - \frac{1}{5} \int (1 - \cos^2 \theta)^2 \sin \theta \, d\theta \\
&= \frac{x^5}{5} \arcsin x + \frac{1}{5} \int (1 - w)^2 \, dw \\
&= \frac{x^5}{5} \arcsin x + \frac{1}{5} \int 1 - 2w^2 + w^4 \, dw \\
&= \frac{x^5}{5} \arcsin x + \frac{1}{5} \left( w - \frac{2w^3}{3} + \frac{w^5}{5} \right) + C \\
&= \frac{x^5}{5} \arcsin x + \frac{1}{5} \left( \cos \theta - \frac{2 \cos^3 \theta}{3} + \frac{\cos^5 \theta}{5} \right) + C \\
&= \boxed{\frac{x^5}{5} \arcsin x + \frac{\sqrt{1-x^2}}{5} - \frac{2(\sqrt{1-x^2})^3}{15} + \frac{(\sqrt{1-x^2})^5}{25} + C}
\end{aligned}$$

$u = \arcsin x \quad dv = x^4 dx$ $du = \frac{1}{\sqrt{1-x^2}} dx \quad v = \frac{x^5}{5}$	Trig. Sub	$x = \sin \theta$ $dx = \cos \theta d\theta$		Sub	$w = \cos \theta$ $dw = -\sin \theta d\theta$ $-dw = \sin \theta d\theta$
--------------------------------------------------------------------------------------------	-----------	----------------------------------------------	--------------------------------------------------------------------------------------	-----	---------------------------------------------------------------------------

$$7. \int \frac{1}{x(9 + (\ln x)^2)} dx = \int \frac{1}{9 + u^2} du = \frac{1}{3} \arctan\left(\frac{u}{3}\right) + C = \boxed{\frac{1}{3} \arctan\left(\frac{\ln x}{3}\right) + C}$$

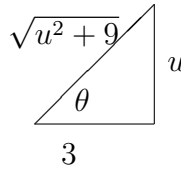
Substitute  $\boxed{\begin{array}{l} u = \ln x \\ du = \frac{1}{x} dx \end{array}}$

$$\begin{aligned} 8. \int \frac{1}{x(9 + (\ln x)^2)^{\frac{5}{2}}} dx &= \int \frac{1}{(9 + u^2)^{\frac{5}{2}}} du = \int \frac{1}{(\sqrt{9 + u^2})^5} du \\ &= \int \frac{1}{(\sqrt{9 + 9 \tan^2 \theta})^5} 3 \sec^2 \theta d\theta \\ &= \int \frac{1}{(\sqrt{9(1 + \tan^2 \theta)})^5} 3 \sec^2 \theta d\theta \\ &= \int \frac{1}{(3\sqrt{\sec^2 \theta})^5} 3 \sec^2 \theta d\theta \\ &= \int \frac{1}{(3 \sec \theta)^5} 3 \sec^2 \theta d\theta = \frac{3}{3^5} \int \frac{1}{\sec^3 \theta} \sec^2 \theta d\theta \\ &= \frac{1}{3^4} \int \frac{1}{\sec^3 \theta} d\theta = \frac{1}{81} \int \cos^3 \theta d\theta \\ &= \frac{1}{81} \int \cos^2 \theta \cos \theta d\theta = \frac{1}{81} \int (1 - \sin^2 \theta) \cos \theta d\theta \\ &= \frac{1}{81} \int (1 - w^2) dw = \frac{1}{81} \left( w - \frac{w^3}{3} \right) + C \\ &= \frac{1}{81} \left( \sin \theta - \frac{\sin^3 \theta}{3} \right) + C \\ &= \frac{1}{81} \left( \frac{u}{\sqrt{u^2 + 9}} - \frac{1}{3} \left( \frac{u}{\sqrt{u^2 + 9}} \right)^3 \right) + C \\ &= \boxed{\frac{1}{81} \left( \frac{\ln x}{\sqrt{(\ln x)^2 + 9}} - \frac{1}{3} \left( \frac{\ln x}{\sqrt{(\ln x)^2 + 9}} \right)^3 \right) + C} \end{aligned}$$

Substitute 
$$\begin{array}{l} u = \ln x \\ du = \frac{1}{x} dx \end{array}$$

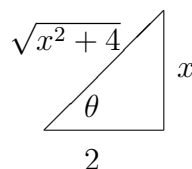
Substitute 
$$\begin{array}{l} w = \sin \theta \\ dw = \cos \theta d\theta \end{array}$$

Trig. Substitute 
$$\begin{array}{l} u = 3 \tan \theta \\ du = 3 \sec^2 \theta d\theta \end{array}$$



$$\begin{aligned} 9. \int \frac{1}{(x^2 + 4)^2} dx &= \int \frac{1}{(4 \tan^2 \theta + 4)^2} 2 \sec^2 \theta d\theta \\ &= \int \frac{1}{(4 \sec^2 \theta)^2} 2 \sec^2 \theta d\theta = \int \frac{1}{16 \sec^4 \theta} 2 \sec^2 \theta d\theta \\ &= \frac{1}{8} \int \frac{\sec^2 \theta}{\sec^4 \theta} d\theta = \frac{1}{8} \int \frac{1}{\sec^2 \theta} d\theta \\ &= \frac{1}{8} \int \cos^2 \theta d\theta = \frac{1}{8} \int \frac{1 + \cos(2\theta)}{2} d\theta \\ &= \frac{1}{16} \int 1 + \cos(2\theta) d\theta = \frac{1}{16} \left( \theta + \frac{\sin(2\theta)}{2} \right) + C \\ &= \frac{1}{16} \left( \theta + \frac{2 \sin \theta \cos \theta}{2} \right) + C = \frac{1}{16} (\theta + \sin \theta \cos \theta) + C \\ &= \frac{1}{16} \left( \arctan \left( \frac{x}{2} \right) + \left( \frac{x}{\sqrt{x^2 + 4}} \right) \left( \frac{2}{\sqrt{x^2 + 4}} \right) \right) + C \\ &= \frac{1}{16} \left( \arctan \left( \frac{x}{2} \right) + \frac{2x}{x^2 + 4} \right) + C \end{aligned}$$

Trig. Substitute 
$$\begin{array}{l} x = 2 \tan \theta \\ dx = 2 \sec^2 \theta d\theta \end{array}$$

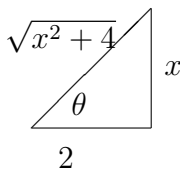




$$\begin{aligned}
10. \int \frac{x}{(4+x^2)^{\frac{7}{2}}} dx &= \int \frac{x}{(\sqrt{4+x^2})^7} dx \\
&= \int \frac{2 \tan \theta}{(\sqrt{4+4 \tan^2 \theta})^7} 2 \sec^2 \theta d\theta \\
&= \int \frac{2 \tan \theta}{(\sqrt{4(1+\tan^2 \theta)})^7} 2 \sec^2 \theta d\theta \\
&= \int \frac{2 \tan \theta}{(\sqrt{4(\sec^2 \theta)})^7} 2 \sec^2 \theta d\theta \\
&= \int \frac{2 \tan \theta}{(2 \sec \theta)^7} 2 \sec^2 \theta d\theta \\
&= \frac{2^2}{2^7} \int \frac{\tan \theta}{\sec^7 \theta} \sec^2 \theta d\theta \\
&= \frac{1}{2^5} \int \frac{\tan \theta}{\sec^5 \theta} d\theta = \frac{1}{32} \int \tan \theta \cdot \cos^5 \theta d\theta \\
&= \frac{1}{32} \int \frac{\sin \theta}{\cos \theta} \cdot \cos^5 \theta d\theta \\
&= \frac{1}{32} \int \sin \theta \cdot \cos^4 \theta d\theta \quad \text{Classic } u\text{-substitution} \\
&= -\frac{1}{32} \int w^4 dw = -\frac{1}{32} \left( \frac{w^5}{5} \right) + C \\
&= -\frac{1}{160} \cos^5 \theta + C = \boxed{-\frac{1}{160} \left( \frac{2}{\sqrt{x^2+4}} \right)^5 + C} \\
&\stackrel{\text{OR}}{=} -\frac{1}{32} \cdot \frac{1}{5} \left( \frac{32}{(x^2+4)^{\frac{5}{2}}} \right) + C = -\frac{1}{5(x^2+4)^{\frac{5}{2}}} + C
\end{aligned}$$

Trig. Substitute

$$\begin{aligned}
x &= 2 \tan \theta \\
dx &= 2 \sec^2 \theta d\theta
\end{aligned}$$



Sub

$$\begin{aligned}
w &= \cos \theta \\
dw &= -\sin \theta d\theta \\
-dw &= \sin \theta d\theta
\end{aligned}$$